



BLUETOOTH GUIDE



SUPERIOR
WELLNESS

Bluetooth

Connecting to your hot tub via Bluetooth has never been easier. Simply follow the instructions below to sync your hot tub to your tablet/device.

Troubleshooting

Quite often, issues with connectivity via Bluetooth is because your phone (or tablet) is already connected to, or in use with another device. Some Bluetooth devices can only connect to one other device at a time; therefore, you'll have to disrupt any current connections before you can link up.

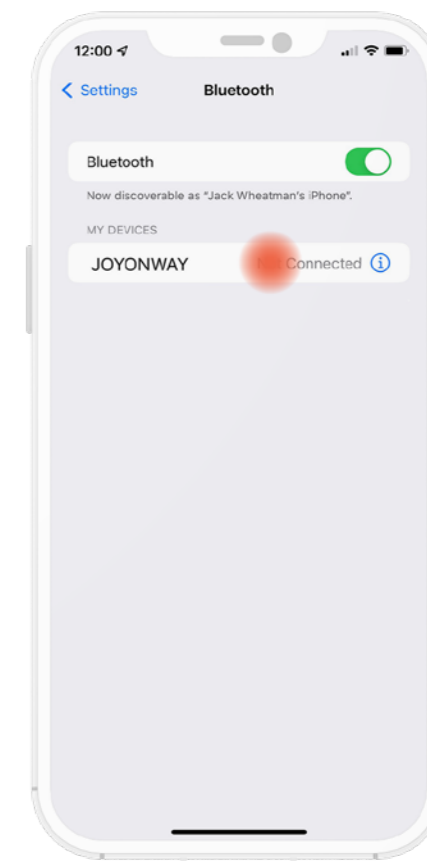
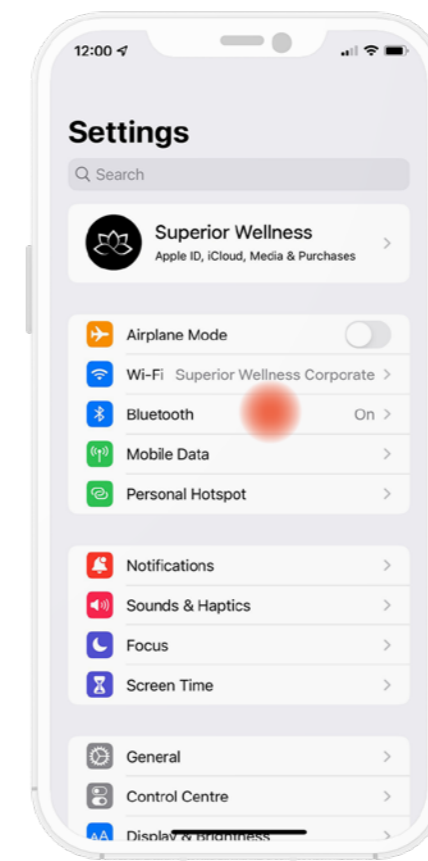
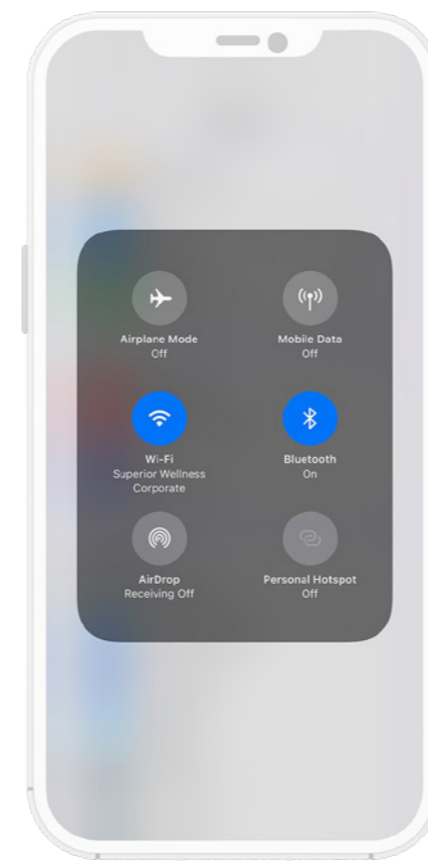
If this approach doesn't solve connectivity issues, we recommend re-establishing the Bluetooth connection by pressing 'forget this device' in settings. To reset bluetooth, the spa will need to be switched off for at least 15 minutes.

IMPORTANT:

Updates to phone software and sound systems may impact connectivity or instructions, please speak to the Superior Wellness technical team on 01246 559071, Option 3, if you need assistance.



Connecting to your device



IMPORTANT:

Make sure the devices are in range. To maintain full connectivity, make sure the devices are within at least 20 feet of each other. If you face issues with the quality of your connection, please try bringing the devices closer together.

Step 1:

Make sure the devices are turned on and ready to be connected. On your phone, tablet, or computer make sure that Bluetooth is turned on (you can do this by opening settings, clicking on the Bluetooth menu and tapping the feature on).

Step 2:

Once your device has picked up the pairing with your hot tub, you will be able to select it on the drop down menu for pairing. The name will usually appear on your device as 'JOYONWAY' and the code for your hot tub will be 2288.

Once all of these steps have been completed, your device and hot tub should be paired, ready for you to begin using this feature.

Bluetooth

Troubleshooting

Quite often, issues with connectivity via Bluetooth is because your phone (or tablet) is already connected to, or in use with another device. Some Bluetooth devices can only connect to one other device at a time; therefore, you'll have to disrupt any current connections before you can link up.

If this approach doesn't solve connectivity issues, we recommend re-establishing the Bluetooth connection by pressing 'forget this device' in settings.

IMPORTANT:

Updates to phone software and sound systems may impact connectivity or instructions.

My device is on "search" mode to detect nearby Bluetooth equipment, but does not detect the Bluetooth receiver.

Make sure the audio station is turned on, that you are within range and that the stations Bluetooth is not already connected to a different device.

Despite the fact that my device is within range and that the Bluetooth receiver is turned on with readily available Bluetooth, an error message is displayed when I attempt to pair up or connect a device.

Delete any existing pairing between your device and the audio station, reset all Bluetooth functions on the device you are trying to pair up or connect with the station and start over with the pairing process.

My device is connected, but the music is not playing

In some instances, the Bluetooth receiver will not be able to launch the music application of the connected device. Make sure the music application is open and running on the front page of your mobile device.

My device is connected, but instead of playing from the audio station, the music is playing from my device.

An error might have occurred during your connection with the Bluetooth receiver. Disconnect your device from the station and restart the connection.

The automatic reconnection mode is not working

It is possible that other devices have been connected to the audio station and that the current device is no longer one of the last three connected device or that it has been disconnected using the stations keypad, thus deactivating the automatic reconnection with this device. In this case, you will need to manually reconnect the device to the Bluetooth receiver once to reactivate the automatic reconnection with this specific device.

If everything else fails

It could be that the Bluetooth has remembered too many devices and needs a reset this can be done by forgetting devices on your mobile first and then turn your hot tub off for 5 minutes, and then on again. If you don't leave it 5 minutes, it won't reset the Bluetooth system. Try connecting once more.

Speaker operation

Operation of the pop-speaker:

- Push the speaker in the centre and let go, the speaker will slowly rise.
- Press down on the popped-up speaker until the speaker is all the way down. You should hear a click. This means the speaker is locked down.

